

WordPress backup solutions

UpdraftPlus Plugin

For WP meetup lightning talk, December 2019

By Steve Wood

UpdraftPlus WordPress Backup Plugin

- Over two million currently-active installs.

Description






- [UpdraftPlus](#) plugin simplifies backups and restoration of WordPress sites.
- Allows you to set up manual or automatic backup schedules.
- Backup your files and database locally or to the cloud (recommended) and restore with a single click.
- Backup into the cloud directly to Dropbox, Google Drive, Amazon S3 (or compatible), UpdraftVault, Rackspace Cloud, FTP, DreamObjects, Openstack Swift, and email.
- The **premium (paid) version** also backs up to Microsoft OneDrive, Microsoft Azure, Google Cloud Storage, Backblaze B2, SFTP, SCP, and WebDAV.

Version:	1.16.20
Last updated:	4 weeks ago
Active installations:	2+ million
WordPress Version:	3.2 or higher
Tested up to:	5.3
Languages:	See all 20
Tags:	backup cloud backup database backup restore wordpress backup
	Advanced View

Ratings

[See all >](#)



5 stars		3,027
4 stars		88
3 stars		31
2 stars		28
1 star		122

(Data 2nd Dec 2019)



Comparison – free vs premium version

Function	Free version	Prem version
Backup WordPress files and database	Y	Y
Translated into over 16 languages	Y	Y
Restore from backup	Y	Y
Backup to remote storage	Y	Y
Dropbox, Google Drive, FTP, S3, Rackspace, Email	Y	Y
Basic email reporting	Y	Y
Scheduled backups	Y	Y
Browse backup contents in WordPress	Y	Y
Incremental Backups	N	Y
Free 1Gb for UpdraftVault	N	Y
WebDAV, Microsoft OneDrive, Google Cloud, Microsoft Azure, SFTP/SCP, encrypted FTP, BackBlaze	N	Y
Backup extra files and databases	N	Y

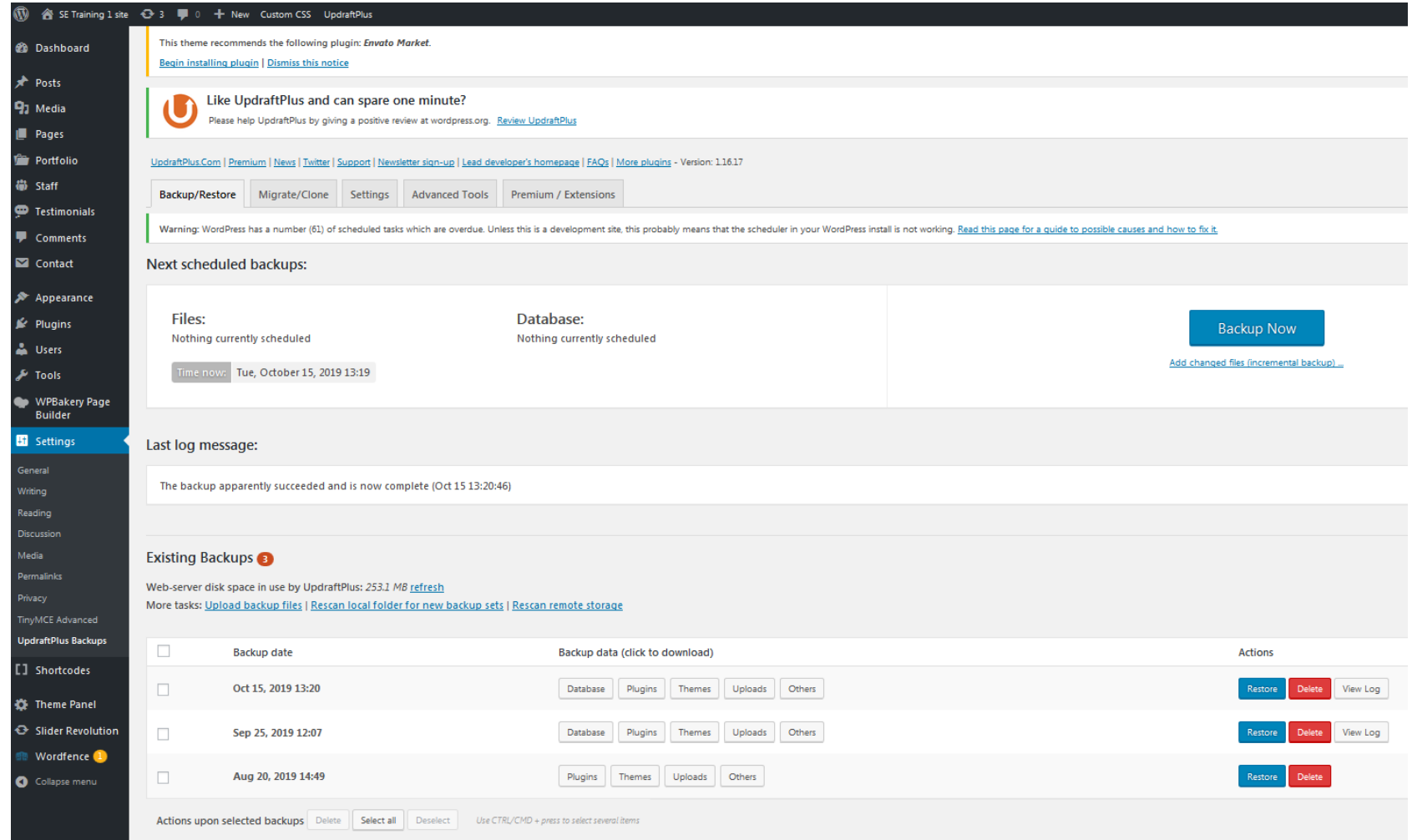
Function	Free version	Prem version
Migrate / clone (i.e. copy) websites	N	Y
Advanced reporting features	N	Y
Automatic backup when updating WP/plugins/themes	N	Y
Send backups to multiple remote destinations	N	Y
Database encryption	N	Y
Restore backups from other plugins	N	Y
No advertising links on UpdraftPlus settings page	N	Y
Fix backup time	N	Y
Network/Multisite support	N	Y
Lock settings access	N	Y
Download individual files from backup in WordPress	N	Y
Personal support	N	Y
Run from WP-CLI	N	Y
Restore a backup from other plugins	N	Y

Free plugin: <https://wordpress.org/plugins/updraftplus/>

Premium plugin: <https://updraftplus.com/shop/updraftplus-premium/>

UpdraftPlus dashboard

- Settings
- General
- Writing
- Reading
- Discussion
- Media
- Permalinks
- Privacy
- TinyMCE Advanced
- UpdraftPlus Backups

The screenshot shows the UpdraftPlus dashboard in a WordPress admin area. The left sidebar contains a menu with 'Settings' highlighted. The main content area includes a navigation bar with 'Backup/Restore', 'Migrate/Clone', 'Settings', 'Advanced Tools', and 'Premium / Extensions'. A warning message indicates that 61 scheduled tasks are overdue. The 'Next scheduled backups' section shows 'Files' and 'Database' as 'Nothing currently scheduled', with a 'Backup Now' button and a link to 'Add changed files (incremental backup)'. The 'Last log message' section shows a successful backup from Oct 15 13:20:46. The 'Existing Backups' section shows a table of backups with columns for 'Backup date', 'Backup data (click to download)', and 'Actions'. The table lists three backups: Oct 15, 2019 13:20; Sep 25, 2019 12:07; and Aug 20, 2019 14:49. Each backup has buttons for 'Restore', 'Delete', and 'View Log'. At the bottom, there are controls for 'Actions upon selected backups' including 'Delete', 'Select all', and 'Deselect'.

[UpdraftPlus.Com](#) | [Premium](#) | [News](#) | [Twitter](#) | [Support](#) | [Newsletter sign-up](#) | [Lead developer's homepage](#) | [FAQs](#) | [More plugins](#) - Version: 1.16.17

Backup/Restore

Migrate/Clone

Settings

Advanced Tools

Premium / Extensions

Warning: WordPress has a number (60) of scheduled tasks which are overdue. Unless this is a development site, this probably means that the scheduler in your WordPress install is not working. [Read this page for a guide to possible causes and how to fix it.](#)

Next scheduled backups:

Files:

Nothing currently scheduled

Database:

Nothing currently scheduled

Time now: Mon, December 2, 2019 11:16

Backup Now

[Add changed files \(incremental backup\) ...](#)

Last log message:

[Download most recently modified log file](#)

The backup apparently succeeded and is now complete (Oct 15 13:20:46)

- Select appropriate settings for when the backups run

[UpdraftPlus.Com](#) | [Premium](#) | [News](#) | [Twitter](#) | [Support](#) | [Newsletter sign-up](#) | [Lead developer's homepage](#) | [FAQs](#) | [More plugins](#) - Version: 1.16.17

Backup/Restore | Migrate/Clone | **Settings** | Advanced Tools | Premium / Extensions

Files backup schedule: and retain this many scheduled backups:

Database backup schedule: and retain this many scheduled backups:

To fix the time at which a backup should take place, (e.g. if your server is busy at day and you want to run overnight), to take incremental backups, or to configure more complex schedules, [use UpdraftPlus Premium](#)

(Incremental backups can be done with the premium version)

















Files options:

- Manual
- Every 2 hours
- Every 4 hours
- Every 8 hours
- Every 12 hours
- Daily
- Weekly
- Fortnightly
- Monthly

Database options:

- Manual
- Every hour
- Every 2 hours
- Every 4 hours
- Every 8 hours
- Every 12 hours
- Daily
- Weekly
- Fortnightly
- Monthly

Backup to remote storage

 UpdraftPlus Vault ?	 FTP	 S3-Compatible (Generic)
 Dropbox	 Microsoft Azure	 OpenStack (Swift)
 Amazon S3	 SFTP / SCP	 DreamObjects
 Rackspace Cloud Files	 Google Cloud	 Email
 Google Drive	 Backblaze	
 Microsoft OneDrive	 WebDAV	

[You can send a backup to more than one destination with an add-on.](#)

If you choose no remote storage, then the backups remain on the web-server.

This is not recommended (unless you plan to manually copy them to your computer), as losing the web-server would mean losing both your website and the backups in one event.

The **premium (paid) version** is required to back up to Microsoft OneDrive, Microsoft Azure, Google Cloud Storage, Backblaze B2, SFTP, SCP, and WebDAV.









Backup setting options

- Select what to backup
- UpdraftPlus backs up the database plus themes, plugins, uploads directories and any other directories it finds inside the wp-content directory.
- It does not backup the WordPress core files.

Include in files backup:

- Plugins
- Themes
- Uploads











Exclude these from Uploads:

backup*		
*backups		
backwpup*		
wp-clone		

[+ Add an exclusion rule](#)

Any other directories found inside wp-content

Exclude these from Others:

upgrade		
cache		
updraft		
backup*		
*backups		

[+ Add an exclusion rule](#)

The above directories are everything, except for WordPress core itself which you can download afresh from WordPress.org. [See also the "More Files" add-on from our shop.](#)

Existing backups

- Dashboard options
 - Download archive files to your PC if needed.
 - Upload archive files from your PC
 - Restore
 - Delete

Existing Backups 3

Web-server disk space in use by UpdraftPlus: 253.1 MB [refresh](#)

More tasks: [Upload backup files](#) | [Rescan local folder for new backup sets](#) | [Rescan remote storage](#)

<input type="checkbox"/>	Backup date	Backup data (click to download)	Actions
<input type="checkbox"/>	Oct 15, 2019 13:20	Database Plugins Themes Uploads Others	Restore Delete View Log
<input type="checkbox"/>	Sep 25, 2019 12:07	Database Plugins Themes Uploads Others	Restore Delete View Log
<input type="checkbox"/>	Aug 20, 2019 14:49	Plugins Themes Uploads Others	Restore Delete

Actions upon selected backups [Delete](#) [Select all](#) [Deselect](#) *Use CTRL/CMD + press to select several items*

Restore – step 1

- Select archive you want to restore (previous slide)
- Select which components to restore

UpdraftPlus Restoration — Restore files from: Oct 15, 2019 13:20

Restoring will replace this site's themes, plugins, uploads, database and/or other content directories (according to what is contained in the backup set, and your selection). Choose the components to restore:

[Do read this helpful article of useful things to know before restoring.](#)

Choose the components to restore:

- Plugins
- Themes
- Uploads
- Others
- Database

Cancel ● ● ● Next

Restore – step 2

- Files are retrieved ready to restore

UpdraftPlus Restoration — Restore files from: Oct 15, 2019 13:20

Retrieving (if necessary) and preparing backup files...

The backup archive files have been successfully processed. Now press Restore to proceed.

Backup of: <http://176.32.230.24/se-training1.co.uk> (version: 5.2.2)

● ● ●

Restore – step 3

UpdraftPlus Restoration - Backup Oct 15, 2019 13:20

The restore operation has begun (ff6953e38858). Do not close this page until it reports itself as having finished.

✓ Restore successful!

[Return to UpdraftPlus configuration](#)

[Follow this link to download the log file for this restoration \(needed for any support requests\).](#)

Activity log

```
uploads/revslider/templates/App=Studio=Contacts
/slide1.jpg)
Moving old data out of the way...
Moving unpacked backup into place...
Cleaning up rubbish...

Others
Unpacking backup...
(backup_2019-10-15-1320_SE_Training_1_site_4f39c9f2debc-
others.zip, 9.5 MB)
Unzip progress: 59 out of 59 files (15.2 MB,
languages/en_GB-8860e58c20c6a2ab5876a0f07be43bd9.json)
Cleaning up rubbish...

Restore successful!

Actions: Return to UpdraftPlus configuration
```

Restore – step 4

- Check site is all working correctly with restored files
- Clean up - delete old directories

UpdraftPlus Backup/Restore

Your backup has been restored.

For even more features and personal support, check out [UpdraftPlus Premium](#).

Your WordPress install has old directories from its state before you restored/migrated (technical information: these are suffixed with -old). You should press this button to delete them as soon as you have verified that the restoration worked.

Delete Old Directories

UpdraftPlus - Remove old directories

Delete: languages-old: OK
Delete: index.php-old: OK
Delete: plugins-old: OK
Delete: updraftplus.1.16.17-95Aycs.tmp-old: OK
Delete: wflogs-old: OK
Delete: uploads-old: OK
Delete: themes-old: OK
Delete: plugins-old: OK
Delete: themes-old: OK
Delete: uploads-old: OK

Old directories successfully removed.

Other useful options

UpdraftPlus Migrator

- UpdraftPlus Migrator
 - Included as one of the addons in **UpdraftPlus Premium package**
 - Or as the separate “Migrator” add-on
- Enables you to use UpdraftPlus to clone or migrate your website to a different server in a matter of minutes
 - Create a “key”, paste it into the other site UpdraftPlus interface.
 - Activate UpdraftPlus on both original and target site and begin migration process
 - All operated from your UpdraftPlus dashboards (both sites simultaneously)


<https://updraftplus.com/migrator/>

UpdraftClone

- UpdraftClone (paid service)
 - Allows you to create a cloned test site instantly and directly from UpdraftPlus.
 - Rather than test things on your live site, you can UpdraftClone it, and then throw away your clone when done.
- Clone site is located on UpdraftPlus' servers
 - You can select the versions of WordPress and PHP that you want set up on the clone and then try out the changes.
 - Take as long as you like; pay for your sandbox in tokens.
 - Generate a 24-hour site for one token and extend it in 7 day blocks for an additional token.

<https://updraftplus.com/updraftclone/>

Always here to help ...



**Call Scalar Enterprises today to
discuss how we can help you!**

02392 660794

More details on our website

www.scalarenterprises.co.uk